


Artikel Nr. Code No.	K HSK-A	d	A	D		Abb. Fig.
800002719	63	6	65	25	U-4131/0	1
800003456	63	6	120	25	U-4131/0	1
800003457	63	6	160	25	U-4131/0	1
800002720	63	8	65	28	U-4132/0	1
800003458	63	8	120	28	U-4132/0	1
800003459	63	8	160	28	U-4132/0	1
800002721	63	10	65	35	U-4133/0	1
800003460	63	10	120	35	U-4133/0	1
800003461	63	10	160	35	U-4133/0	1
800002722	63	12	80	42	U-4134/0	1
800003462	63	12	120	42	U-4134/0	1
800003463	63	14	80	44	U-4134/0	1
800003464	63	14	120	44	U-4134/0	1
800002723	63	16	80	48	U-4135/0	1
800003465	63	16	120	48	U-4135/0	1
800003466	63	18	80	50	U-4135/0	1
800002724	63	20	80	52	U-4136/0	1
800002725	63	25	110	63	2 x U-4137/0	2
800002726	63	32	110	72	2 x U-4138/0	2
800006288	100	6	80	25	U-4131/0	1
800006289	100	8	80	28	U-4132/0	1
800006290	100	10	80	35	U-4133/0	1
800006291	100	12	80	42	U-4134/0	1
800006292	100	14	80	44	U-4134/0	1
800006293	100	16	100	48	U-4135/0	1
800006294	100	18	100	50	U-4135/0	1
800006295	100	20	100	52	U-4136/0	1
800006296	100	25	100	63	2 x U-4137/0	2
800006297	100	32	100	72	2 x U-4138/0	2
800006298	100	40	100	80	2 x U-4138/0	2



### 7885

■ Weldon Aufnahme für Werkzeuge mit seitlicher Mitnahmefläche nach DIN 1835-B

■ Weldon type end mill holders DIN 1835-B

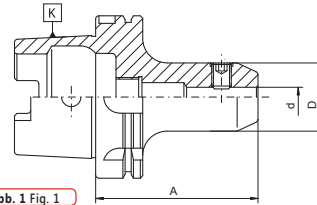


Abb. 1 Fig. 1

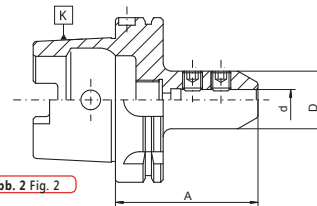
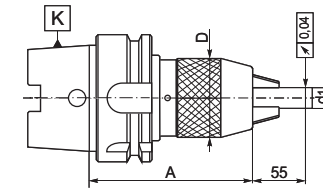


Abb. 2 Fig. 2



### 5391

■ Schnellspann-Bohrfutter mit HSK-Aufnahme  
■ Keyless drill chucks



Artikel Nr. Code No.	K HSK-A	d <sub>1</sub>	A	D
800000902	63	1-13	150	50
800000903	63	3-16	157	57

### 7886

■ Whistle-Notch Aufnahme für Werkzeuge mit Zylinderschaft und geneigter Spannfläche nach DIN 1835-E

■ Whistle-notch type end mills DIN 1835-E

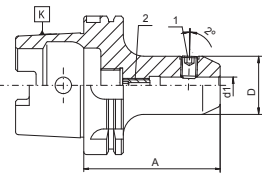


Abb. 1 Fig. 1

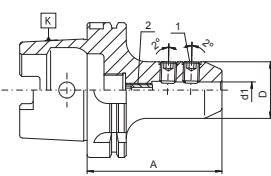



Abb. 2 Fig. 2

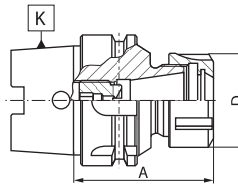
Artikel Nr. Code No.	K HSK-A	d	A	D			Abb. Fig.
					Pos.1	Pos.2	
800006299	100	6	90	25	U-4131/0	U-1599/0	1
800006300	100	8	90	28	U-4132/0	U-6317/0	1
800006301	100	10	90	35	U-4133/0	U-0293/0	1
800006302	100	12	100	42	U-4134/0	U-0757/0	1
800006303	100	14	100	44	U-4135/0	U-6318/0	1
800006304	100	16	100	48	U-4135/0	U-6318/0	1
800006305	100	18	100	50	U-4136/0	U-6318/0	1
800006306	100	20	110	52	U-4136/0	U-6318/0	1
800006307	100	25	120	65	2 x U-4137/0	U-6318/0	2
800006308	100	32	120	72	2 x U-4138/0	U-6318/0	2
800006309	100	40	120	80	2 x U-4138/0	U-6318/0	2





### 7887

■ ER-Spannzangenfutter zur Aufnahme von Werkzeugen mit Zylinderschaft

■ Collet chucks for ER collets (DIN 6499)

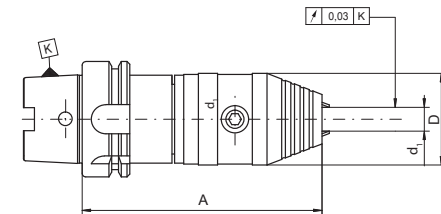


Artikel Nr. Code No.	K HSK-A	Spannzangen Collet size	A	Spannbereich Clamping range	D		
800003467	63	ER11	63	2-7	19	9833-11D	M8x1x8LH
800003468	63	ER11	100	2-7	19	9833-11D	M8x1x8LH
800003469	63	ER16	90	2-10	32	9833-16ES	M10x11LH
800003470	63	ER16	100	2-10	32	9833-16ES	M10x11LH
800003471	63	ER16	120	2-10	32	9833-16ES	M10x11LH
800003472	63	ER16	160	2-10	32	9833-16ES	M10x11LH
800002727	63	ER25	80	2-16	42	9833-25ES	M8x16
800003473	63	ER25	160	2-16	42	9833-25ES	M8x16
800002728	63	ER32	100	2-20	50	9833-32ES	M10x20
800003474	63	ER32	160	2-20	50	9833-32ES	M10x20
800002729	63	ER40	120	2-26	63	9833-40ES	M12x30
800006285	100	ER25	100	2-16	42	9833-25ES	M8x16
800006286	100	ER32	100	2-20	50	9833-32ES	M10x20
800006287	100	ER40	100	2-26	63	9833-40ES	M12x30



### 5392

■ Bohrfutter links und rechts Rotation - Montage mit einem Schraubenschlüssel  
■ Drill chucks for clockwise and counter clockwise rotations



Artikel Nr. Code No.	K HSK-A	d <sub>1</sub>	Spannkraft	H	D
			Clamping force		
800006581	63	1-13	40Nm	163	50
800006582	63	3-16	45Nm	163	50
800006583	100	1-13	40Nm	170	50
800006584	100	3-16	45Nm	170	50